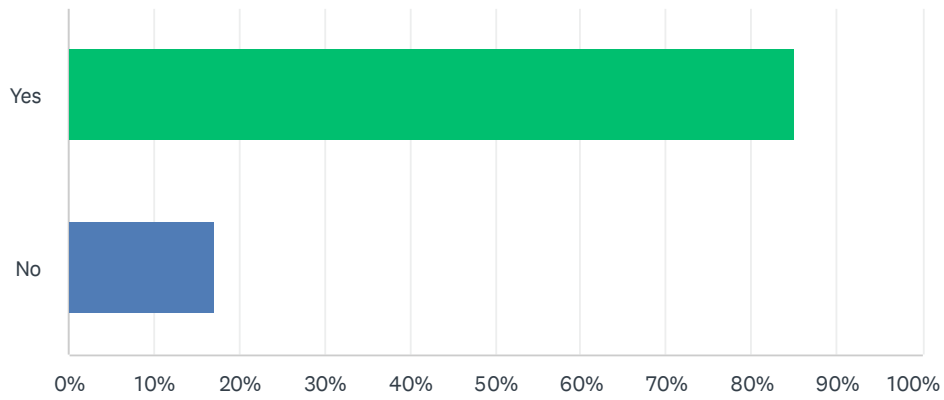


Q1 Are you a full time resident in St Endellion Parish?

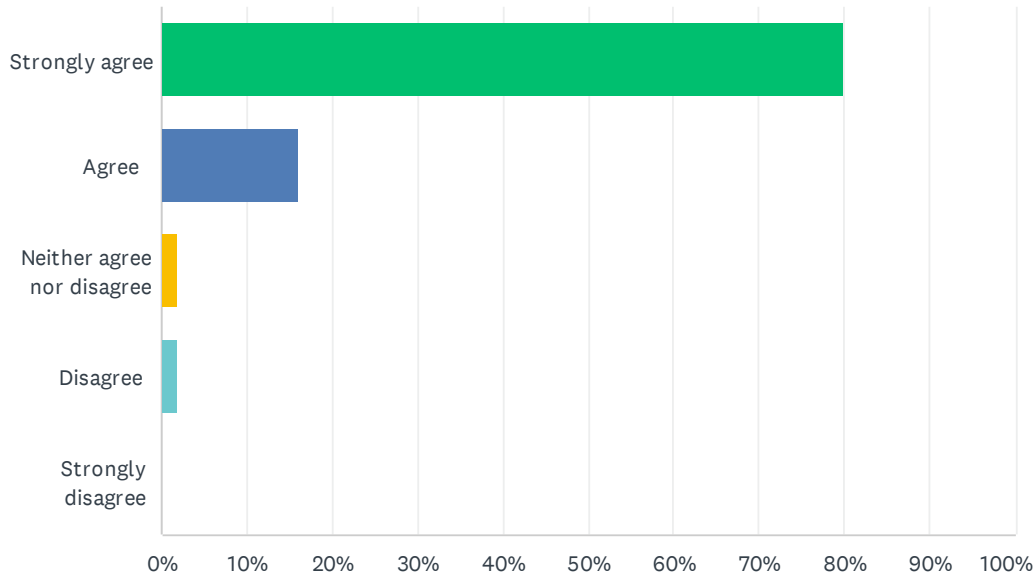
Answered: 47 Skipped: 3



ANSWER CHOICES	RESPONSES	
Yes	85.11%	40
No	17.02%	8
Total Respondents: 47		

Q2 Do you agree with the statement 'we need more for homes just for local people' ?

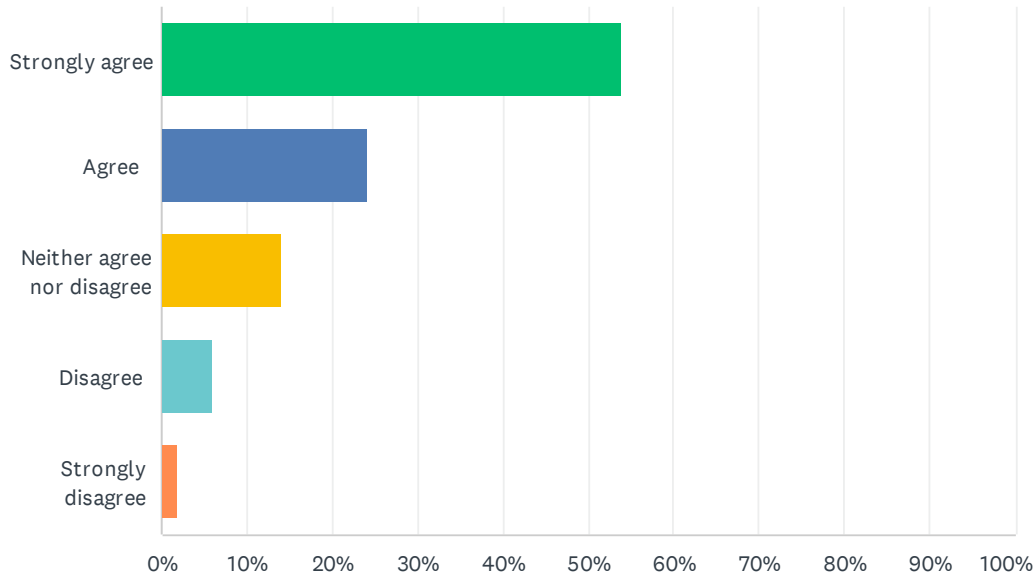
Answered: 50 Skipped: 0



ANSWER CHOICES	RESPONSES	
Strongly agree	80.00%	40
Agree	16.00%	8
Neither agree nor disagree	2.00%	1
Disagree	2.00%	1
Strongly disagree	0.00%	0
TOTAL		50

Q3 Do you agree our plans are a good use of land for commercial and housing development?

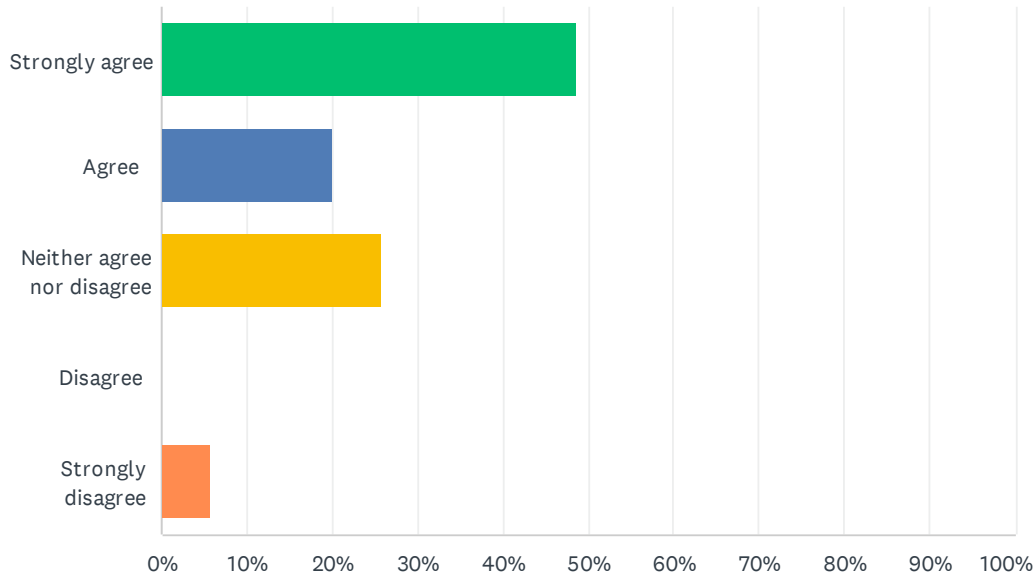
Answered: 50 Skipped: 0



ANSWER CHOICES	RESPONSES	
Strongly agree	54.00%	27
Agree	24.00%	12
Neither agree nor disagree	14.00%	7
Disagree	6.00%	3
Strongly disagree	2.00%	1
Total Respondents: 50		

Q4 If you live in the parish and are in housing need, would you be happy to live in a small hamlet on Glebe Farm?

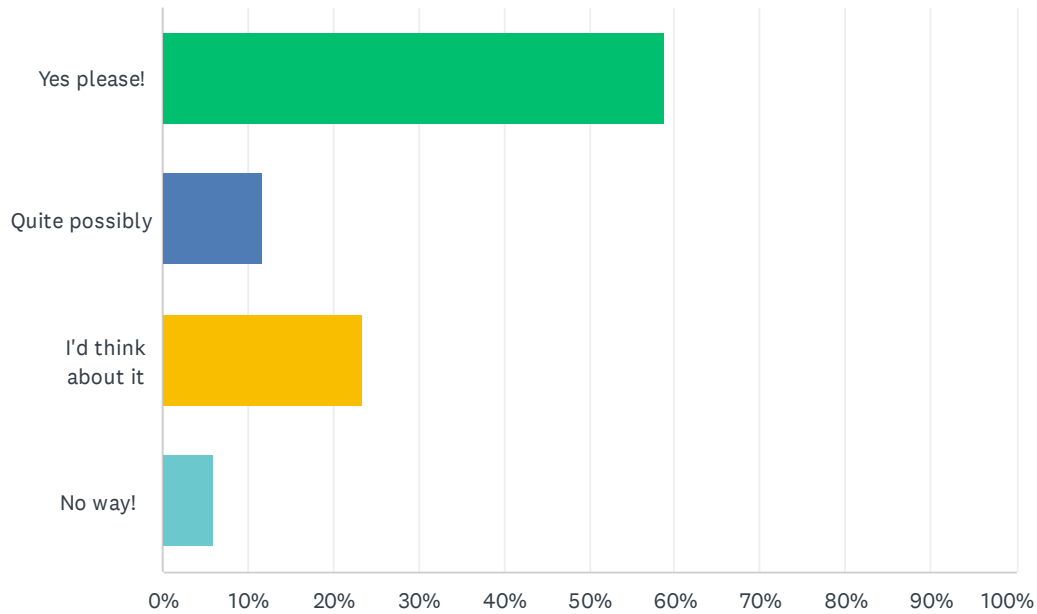
Answered: 35 Skipped: 15



ANSWER CHOICES	RESPONSES	
Strongly agree	48.57%	17
Agree	20.00%	7
Neither agree nor disagree	25.71%	9
Disagree	0.00%	0
Strongly disagree	5.71%	2
TOTAL		35

Q5 Not a resident? But work here, or have a family connection to the parish? You could still be eligible for an affordable home here. If this applies to you, would you be likely you choose to live small hamlet on Glebe Farm?

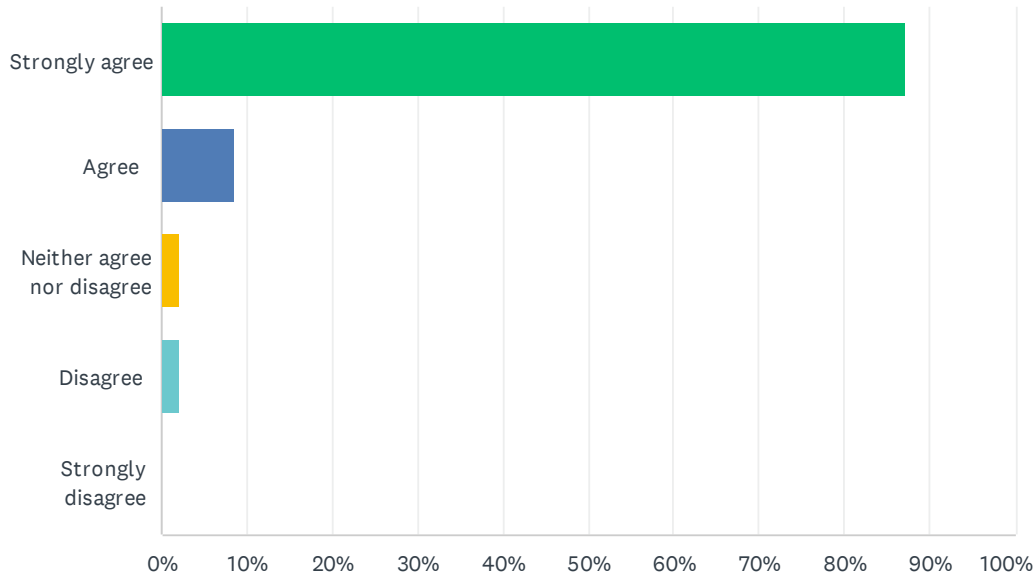
Answered: 17 Skipped: 33



ANSWER CHOICES	RESPONSES	
Yes please!	58.82%	10
Quite possibly	11.76%	2
I'd think about it	23.53%	4
No way!	5.88%	1
TOTAL		17

Q6 Do you agree the homes we build should all be affordable to rent or buy?

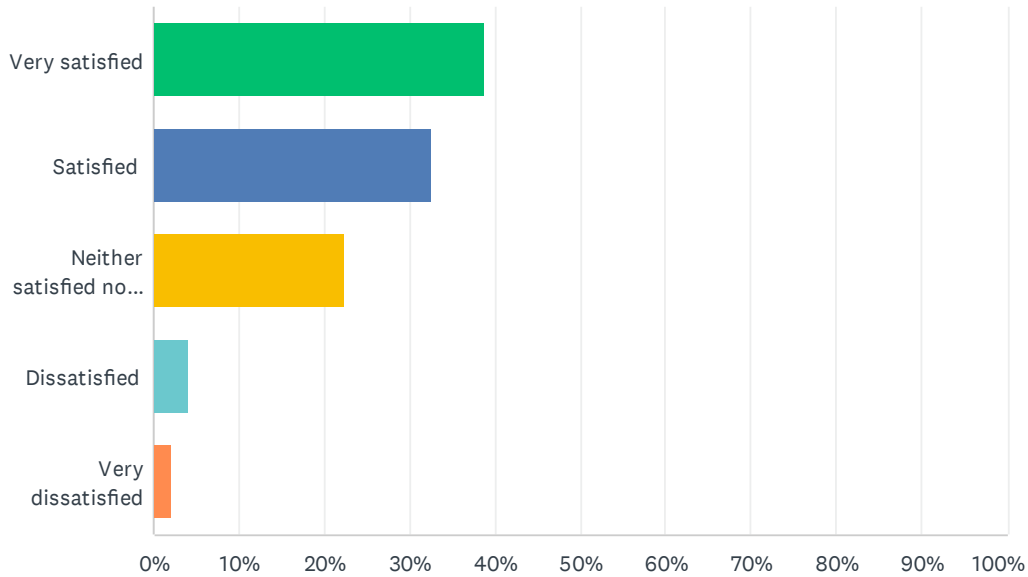
Answered: 47 Skipped: 3



ANSWER CHOICES	RESPONSES	
Strongly agree	87.23%	41
Agree	8.51%	4
Neither agree nor disagree	2.13%	1
Disagree	2.13%	1
Strongly disagree	0.00%	0
TOTAL		47

Q7 Do you think we have given you enough information to re-assure you that homes we build here will never become second homes?

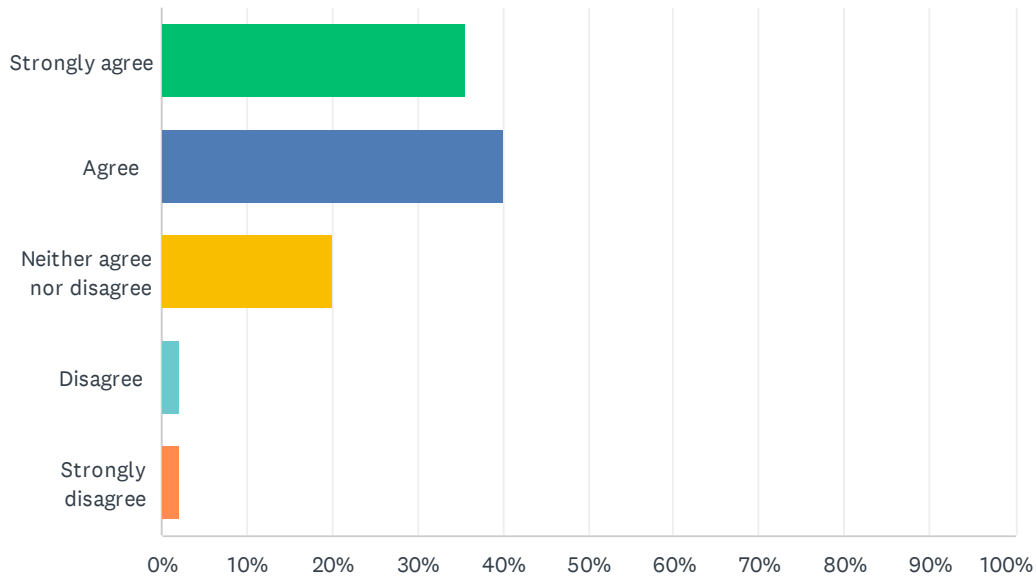
Answered: 49 Skipped: 1



ANSWER CHOICES	RESPONSES	
Very satisfied	38.78%	19
Satisfied	32.65%	16
Neither satisfied nor dissatisfied	22.45%	11
Dissatisfied	4.08%	2
Very dissatisfied	2.04%	1
TOTAL		49

Q8 Do you agree that St Endellion Festivals, and the artistic hub emerging from their year round input could benefit from improvements to commercial property on the Glebe Yard?

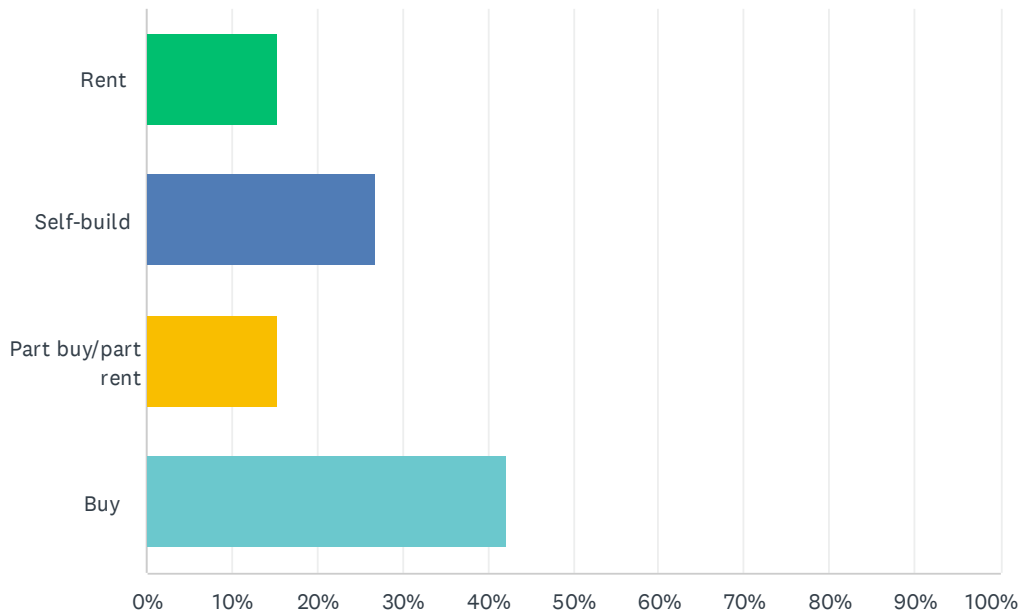
Answered: 45 Skipped: 5



ANSWER CHOICES	RESPONSES	
Strongly agree	35.56%	16
Agree	40.00%	18
Neither agree nor disagree	20.00%	9
Disagree	2.22%	1
Strongly disagree	2.22%	1
TOTAL		45

Q9 Do you hope to rent/buy, or purchase a self-build plot at Glebe Farm?

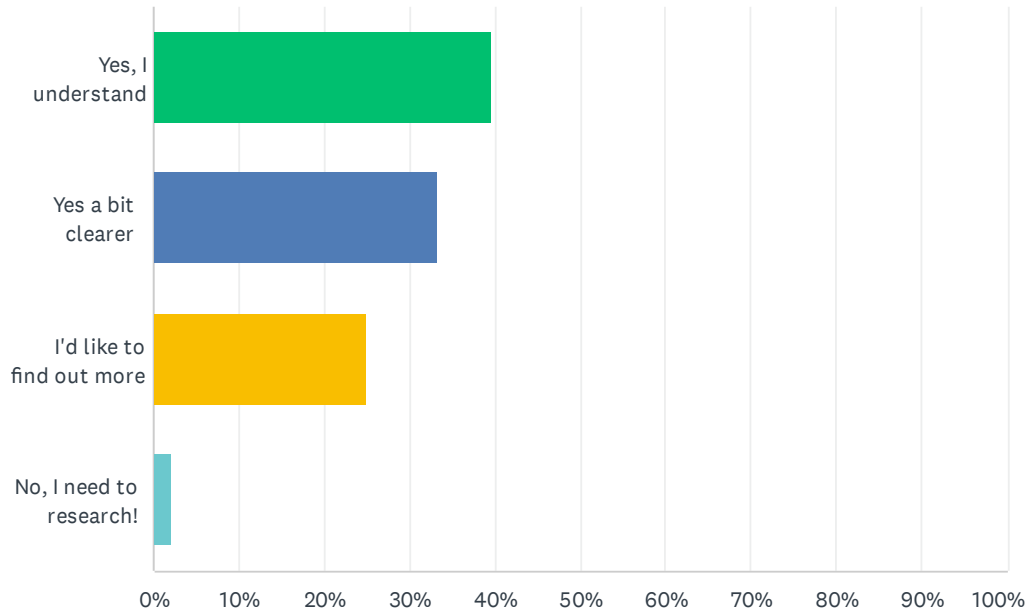
Answered: 26 Skipped: 24



ANSWER CHOICES	RESPONSES
Rent	15.38% 4
Self-build	26.92% 7
Part buy/part rent	15.38% 4
Buy	42.31% 11
TOTAL	26

Q10 Have you got a better understanding of how a Community Land Trust Works now?

Answered: 48 Skipped: 2



ANSWER CHOICES	RESPONSES	
Yes, I understand	39.58%	19
Yes a bit clearer	33.33%	16
I'd like to find out more	25.00%	12
No, I need to research!	2.08%	1
TOTAL		48